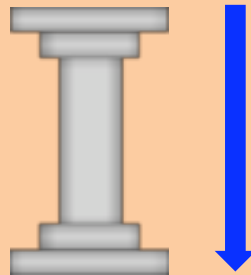


Column addition and subtraction

We have learnt to add and subtract vertically in columns



Can you remember the main things to remember?

Column addition and subtraction

Start on the **right**-hand side

Put only 1 number in a square

Write the + / -

Put units under units and tens under tens

Write the 1 that you carry / borrow

$$47 + 25$$

1)		4	7	
	+	2	5	
		7	2	
		1		



$$282 - 57$$

			7		
2)		2	8 ¹ 2		
	-		5	7	
		2	2	5	



Column addition - carrying



When two digits in a column add up to 10 or more then we need to 'carry'

T

U

$$53 + 17$$

		5	3
	+	1	7
		<hr/>	
		7	0
		1	




Column subtraction - borrowing

When the bottom digit in a column is greater than the top number we need to 'borrow'

$$52 - 25$$

		4	
		5 ¹	2
	-	2	5
		<hr/>	
		2	7


T



U




$$62 + 4$$



$$93 - 7$$

$$46 + 89$$




$$476 - 42$$

$$573 + 41$$

$$761 - 256$$

$$3.12 + 4.69$$



$$5.43 - 1.7$$

Column addition and subtraction

Start on the **right**-hand side

Put only 1 number in a square

Write the + / -

Put units under units and tens under tens

Write the 1 that you carry / borrow (if you need to)

$$47 + 25$$

1)		4	7	
	+	2	5	
		7	2	
		1		



$$282 - 57$$

			7		
2)		2	8 ¹ 2		
	-		5	7	
		2	2	5	

